



APOGEE 14

Innovate. Interact. Optimize.

Apogee is a comprehensive and integrated workflow solution that enables you to control every phase of the printing production process from a single user interface.

Organizations of every size and type can benefit from the Apogee Suite of workflow management products. It enables commercial printers to manage all production output from a single user interface. The latest version – Apogee 14 – brings smarter automation, sharper insights and powerful updates that streamline your workflow and boost efficiency.

YOU
PRINT.
WE
CARE.

The Apogee philosophy


The Apogee philosophy encompasses innovation, interaction, and optimization as its guiding principles. By embracing innovation, adapting to modern customer interactions, and optimizing workflows, Apogee aims to empower organizations in the printing industry to work smarter, provide exceptional customer experiences, and achieve higher levels of efficiency and profitability.

Innovate

Innovation starts with questioning the status quo. How can I simplify my workflow? Improve productivity? Reach new markets? Apogee has the answers. With its range of innovative tools, Apogee lets you work intelligently and efficiently to serve your customers on a higher level than ever before. Innovation requires audacity.

Interact

The internet has made people accustomed to doing everything online. To having everything available immediately, day and night, regardless. Print buyers are no exception. Yet how you interact with customers is paramount. With Apogee, it means allowing them to view, update, and approve their projects from their mobile devices, for example. Or offering them products through an intuitive online store. In any case, Apogee enables you to interact with your clients and provide them with a rich experience that generates loyalty.



Optimize

Optimization results in higher profitability, greater efficiency, and less waste. It is the driving force behind your entire operation. Apogee optimizes every aspect of your production process, from customer collaboration through prepress workflows all the way to the finished product. Reducing complexity and automating time-consuming tasks is what Apogee continuously helps you to achieve. With Apogee, optimization means increased press efficiency, saving you time and money.



What's new in Apogee 14?

Prepress Production Dashboard

Gain insights into your production and ask for access to your dedicated Production Dashboard! The Dashboard displays key statistics, including the number of jobs, plates and proofs produced daily, weekly, or monthly, as well as job activity per operator.

If you are using InkTune or SPIR@L, the Production Dashboard will provide details on the ink reduction achieved by these cost-efficiency tools. To subscribe to this feature, your Apogee system needs to be on-line and you require an APOGEEnetwork account. The latter allows you to access your Apogee-specific production data.



Proofing improvements

Proofing is now more precise and efficient. Spot colors can be defined using CxF data, and you can create and import custom validation wedges. G7 checks are easier with the new P2P target.

Reports now include the JobLog strip and press profiles can be used directly as references. You can also undo calibration steps, view proofing history in a timeline, and use the latest Techkon and X-Rite measuring devices and Epson proofers.



Up-to-date with the latest technology

Innovation is the driving force within ECO3. We set the standard 20 years ago, when the first version of ApogeeX was released. The latest Apogee generation continues to take the lead in prepress workflow solutions. Apogee 14 includes the Adobe PDF Print Engine 6.4, which offers full compatibility with the new PDF 2.0 standard. It ensures designs are output correctly while improving efficiency.



Introducing PaperTune

Make-ready sheets are the extra sheets of paper used during the initial setup of an offset printing job. They are essential for fine-tuning the press settings, but since these sheets are discarded, they add to the cost of each print job.

PaperTune is a new module within Apogee Impose that intelligently places color bars, allowing you to reuse these start-up sheets up to four times. Reduce your paper waste and cut costs with PaperTune!



Apogee Cloud

Apogee Cloud is all about using the existing Apogee 14 modules, yet relying on the infrastructure, know-how, and hardware security offered by ECO3. The solution is aligned with your production requirements and includes hardware, software, support, and ICT-managed services.

Apogee Cloud minimizes your investments yet maximizes flexibility. Need more production capacity? Our cloud-based solution is perfectly adaptable to your changing needs. And rest assured, your software is always up to date for optimal efficiency.

Managed by ECO3 and hosted by AWS

No one knows Apogee better than we do. Our Apogee Cloud experts will relieve in-house IT personnel of day-to-day tasks, thus affording them more time to focus on strategic issues and innovation. Our team ensures system stability. By constantly and proactively monitoring processes, they foresee and prevent system failures and downtime.

Apogee Cloud relies on the same hosting technology we use for our customers in the newspaper and packaging industry, which means that your data is 100% secure. The location of the AWS's hosting service is selected to ensure optimal connectivity and minimal latency. For each region, at least two physically separate data centers are used, monitored 24/7 and accessible by authorized ECO3 personnel only. This setup guarantees maximum uptime and disaster recovery if required. Finally, by using a local data center, the local data security guidelines, such as GDPR or CCPA, are fully respected.

Apogee Cloud benefits:

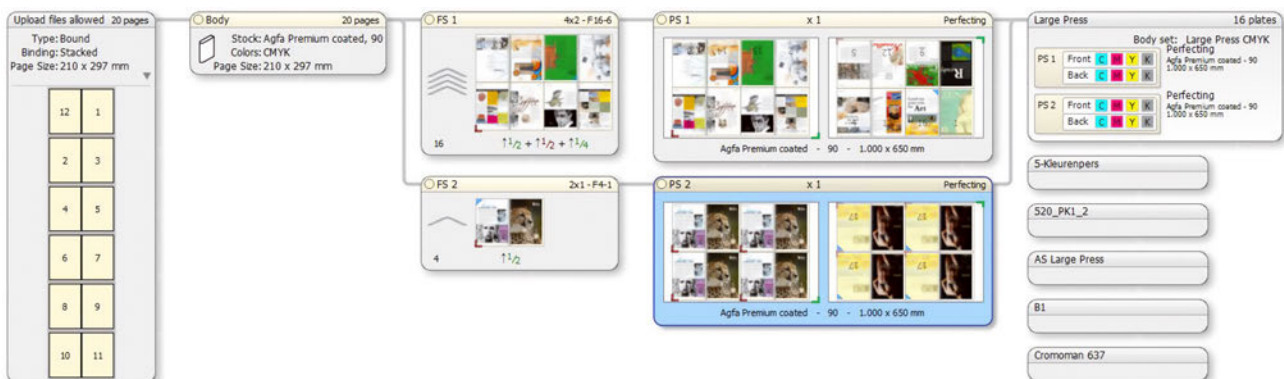
- Enables you to run your workflow off-site, without needing local configuration, software installation or hardware expertise.
- Allows you to use a professional infrastructure that offers database security, redundancy, system stability and business continuity.
- Provides an easy way to network and interact with print buyers, different production plants, and employees.
- Centralizes the control over different print sites and production facilities, which results in a more efficient production process.

Apogee Impose

Do not let your prepress department be limited by templates. Feed Apogee Impose with data such as sheet size, number of pages and available equipment, and it will calculate smart impositions. Thanks to the full integration with Apogee, the imposition schemes get updated automatically when you change parameters as the job

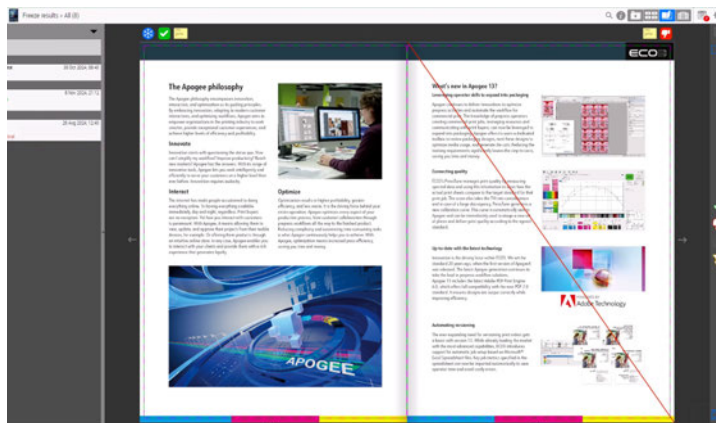
progresses. This minimizes errors, speeds up your prepress and reduces paper waste and the number of printing plates.

There are two versions of Apogee Impose: one tuned to sheetfed printing, the other to web offset, taking all kinds of finishing parameters into account as well.



Apogee WebApproval

Expanding your Apogee workflow system with a web portal for online collaboration, Apogee WebApproval enables your clients and colleagues to access jobs from their desktop computer or mobile device. They can collaborate, upload files, review pages, and approve jobs. Thanks to WebApproval, you can facilitate file exchange and shorten approval cycles, which results in fewer errors and more satisfied customers.



Apogee WebApproval is available 24/7 and from any place that offers internet access. Users can access the secure, password-protected portal from any HTML5-based browser to view their jobs, exchange data, and softproof files. Customers, approvers, and managers can view and approve print-ready pages that show the exact print output, thus minimizing the risk of mistakes or costly reprints.

The annotation tools have been expanded. In addition to rectangles, users can now draw circles, arrows, lines and freehand shapes, with adjustable color and thickness. For WebApproval Pro users, comments can be answered in a chat-style thread, keeping discussions organized and easy to follow.

What's new in WebApproval 14?

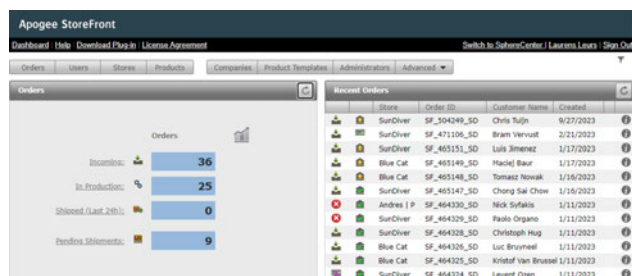
WebApproval 14 introduces new features that make collaboration and job approval faster and more efficient. Remarks from print buyers, brand owners or CSR teams about packaging jobs are now visible directly in the prepress interface. Rejected products are clearly flagged, and icons next to each job indicate the most recent comments. These icons also serve as direct links to the complete list of remarks, allowing feedback to be managed more easily.

Additional improvements include the ability to upload native files such as InDesign layouts, fonts and images, as well as new filters to sort by modification date or quickly locate replaced pages. A maintenance mode makes it easier to manage user accounts by identifying and removing inactive profiles.

WebApproval 14 also supports Passkey login for faster, more secure access. These enhancements help reduce time spent on routine tasks and ensure that every stakeholder can focus on reviewing and approving jobs with greater clarity and control.

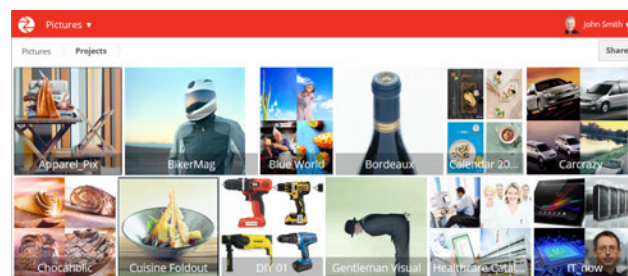
Apogee StoreFront

Apogee StoreFront is a cloud-based, web-to-print solution that enables printers and print service providers to efficiently market their services. It helps you generate revenue by creating online stores—both public or private (B2B)—from which you can offer print and non-print products. StoreFront helps you to increase profit and grow.



PrintSphere

Tired of exchanging data through a variety of tools? Meet PrintSphere, a cloud-based service that makes it easy to store and access data online. It provides a standardized way for print service providers to share files, automate their workflows, and facilitate data exchange with other ECO3 service solutions.



SPIR@L™

The new quality standard in commercial and packaging offset

With its new print screening technology, ECO3 takes its focus on innovation and ecology to the next level. The concept is straightforward but all the more innovative: we replace the traditional ink dot used in offset printing with other more efficient shapes such as spirals. This has a positive impact on print quality and results in a crystal-clear image every time without effort.

Thanks to the unique SPIR@L dot shape, less ink is required to fill in the exact same area. Next to saving ink, this speeds up drying and reduces see-through when printing on thin paper. As an added bonus, faster drying also reduces the occurrence of web breaks on web offset presses.

The key benefits

- Achieve picture-perfect detail at any size
- Eliminate imperfections such as image slur
- Save on ink in midtones and shadows
- Increased printing speed on heatset and coldset presses
- Pure color reproduction in the blue color range
- Get started easily with no extra investment required



InkTune

Reduce ink consumption by up to 30% while maintaining or even increasing print quality: InkTune is your golden ticket to lower cost-of-ownership and higher profitability.

Can cost savings be achieved while preserving or even increasing the quality of prints? InkTune proves that it's possible. As its name implies, InkTune helps you save on ink costs. It uses Grey Component Replacement (GCR), which substitutes expensive CMY inks with the more economical black (K) ink. But it also does a lot more: it improves color stability on the press, as well as image quality and consistency. As a result, there is less interference between different inks, the inks dry faster and printing speeds can be higher.



PressTune

Take total control with ECO3's comprehensive PressTune print standardization tool. Benefit from more accurate, consistent colors, faster make-ready times, lower ink consumption, smoother approvals and an overall increase in efficiency and productivity.

PressTune is a comprehensive and unique print standardization solution that guarantees color consistency and ensures that printing jobs meet ISO, G7, and even client-specific standards. It increases productivity by lowering ink and paper consumption, significantly reducing make-ready time and improving communication between prepress operator, quality management and print buyers.



CristalRaster III

The third-gen FM screen the printing industry has been waiting for

CristalRaster III introduces the 3rd generation of FM screening technology, combining the best aspects of the 1st and 2nd generation as well as all assets of ECO3's Sublima software. The result is the best FM screen on the market, guaranteeing longer run lengths, astounding image quality and excellent printing stability. With CristalRaster III, your prints will be more beautiful, quicker to produce and more consistent than ever before.

The key benefits

CristalRaster III comes with several quality benefits, including:

- Picture-perfect reproduction thanks to finely rendered details and support for 4+ color printing
- Crystal-clear quality: no moiré, no unwanted angles, no rosette structures
- Better printing stability compared to alternative FM screening technologies
- Improved run lengths




Connecting the FM dots leads to less dot circumference, and thus to easier printing conditions

Apogee as a production hub

Apogee driving digital commercial presses

Integration between Apogee and a digital front-end/a digital offset press is accomplished through CIP4's Digital Print ICS-compliant JDF/JMF. Once integrated, Apogee Prepress becomes the facilitator and single point of workflow control in this "hybrid" workflow setup. Apogee manages the creation of proofs, plates and digital print-ready files. Depending on the requirements, the digital print-ready file can be either a "vector PDF" or a "raster PDF". The type of digital press and its configuration will also determine what digital press-specific parameters Apogee can set, such as the paper type and size, screening and finishing parameters, and more. The status of the print job is reported back to Apogee and can be tracked through its graphically rich user interface while increasing efficiency.



Apogee managing output on large-format inkjet devices

Apogee is a more advanced production hub than all other workflow solutions. Dedicated application tools for tiling or image manipulation allow printers to prepare and create print-ready files for sign & display output to a wide variety of inkjet devices. The result is one single workflow managed by one prepress department to preflight, prepare and manage production independent of substrate or output device.



ECO3's sustainable software solutions

ECO3 is committed to sustainable innovation that focuses on ecology, economy, and extra convenience—or ECO3. Our hardware, software and consumables make your prepress and printing operations cleaner, more cost-effective and easier to operate and maintain. Thanks to sustainable software solutions, you can save up to 30% on ink and paper, and reduce waste by 50%. In summary, they bring more value to your entire printing business.

Partners



Apogee Network



Apogee Network is a community of Apogee users, specially developed to help you get the most out of your Apogee investment.

Check it out on <https://software.eco3.net/>.